

CUEG CREDIT UNION ECONOMICS GROUP

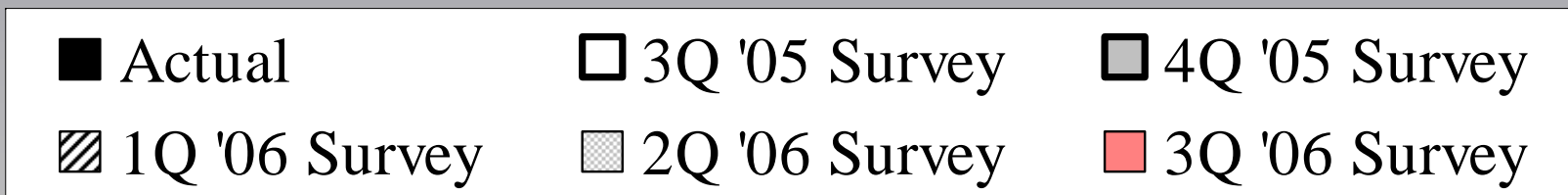
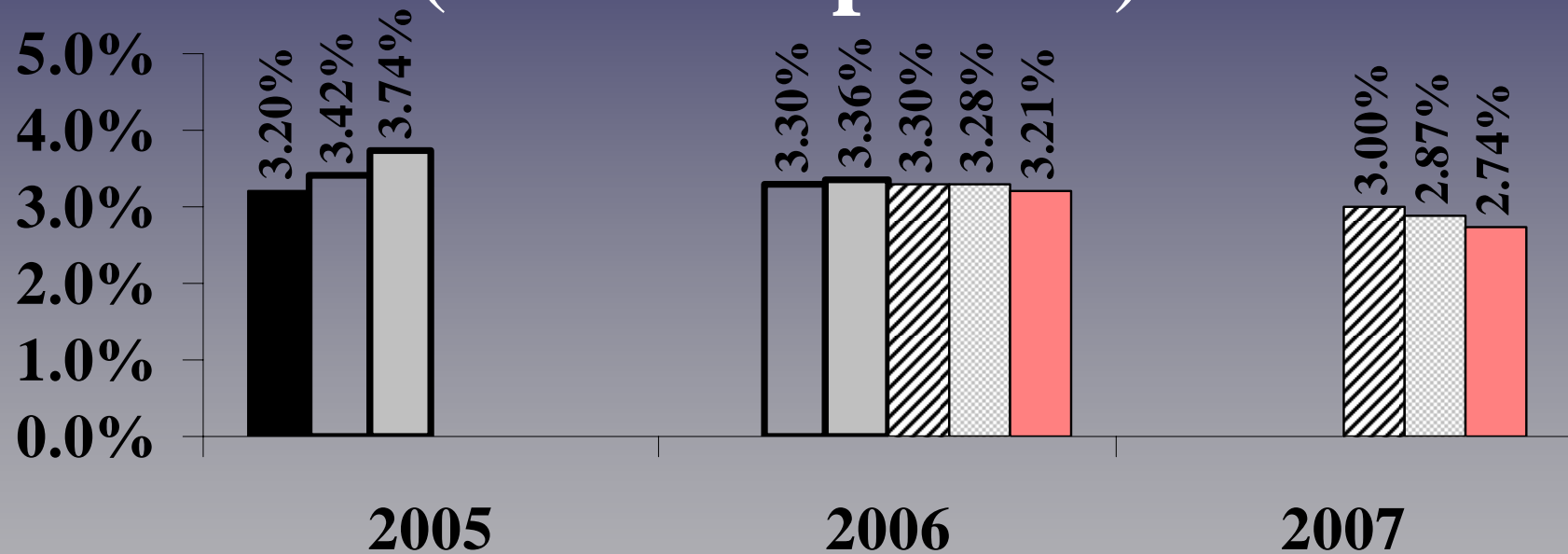
Credit Union Economics Group Macroeconomic Forecast Data	2004	2005	2006											
	Year-end	Year-end	Year-end Forecast Surveyed During 1st Quarter 2006			Year-end Forecast Surveyed During 2nd Quarter 2006			Year-end Forecast Surveyed During 3rd Quarter 2006			Year-end Forecast Surveyed During 4th Quarter 2005		
	Actual	Actual	Mean	High	Low	Mean	High	Low	Mean	High	Low	Mean	High	Low
Real GDP Growth (4th quarter to 4th quarter)	3.80%	3.10%	3.30%	3.70%	3.00%	3.28%	3.60%	2.90%	3.21%	3.40%	3.00%	3.36%	3.70%	2.80%
Unemployment Rate (annual average)	5.50%	4.90%	4.88%	5.50%	4.60%	4.73%	4.90%	4.50%	4.73%	4.90%	4.60%	4.97%	5.30%	4.80%
CPI-U Index Change (4th quarter to 4th quarter)	3.40%	3.70%	2.91%	3.60%	2.50%	3.33%	3.60%	3.00%	3.04%	3.50%	2.10%	2.68%	3.25%	1.70%
Fed Funds Rate at Year-end	2.25%	4.25%	5.00%	5.50%	4.50%	5.28%	5.50%	4.75%	5.28%	5.50%	5.25%	4.72%	5.00%	4.00%
2-Yr Treasury Rate at Year-end	3.10%	4.40%	5.05%	5.60%	4.50%	5.26%	5.60%	4.90%	4.90%	5.30%	4.50%	4.77%	5.40%	4.00%
30-Yr Fixed Mortgage Rate at Year-end	5.70%	6.20%	6.51%	7.50%	5.85%	6.63%	7.50%	5.90%	6.41%	6.70%	6.00%	6.41%	7.50%	5.50%
FICUs Annual Loan Growth	10.10%	10.60%	8.36%	10.00%	7.40%	8.47%	12.00%	6.70%	7.90%	9.50%	6.50%	8.24%	10.00%	6.00%
FICUs Annual Share Growth	5.30%	3.80%	5.33%	7.00%	4.50%	4.86%	6.00%	3.00%	3.83%	6.00%	3.00%	5.66%	7.10%	4.20%
Annual Light Vehicle Sales (Millions)	16.80	16.90	16.44	17.30	15.60	16.34	16.70	15.60	16.30	16.60	15.60	16.39	17.20	15.80
Annual Mortgage Originations (Trillions \$)	2.810	2.960	2.378	2.65	2.25	2.430	2.500	2.300	2.416	2.500	2.340	2.410	3.400	2.120
Annual Existing Home Sales (SAAR) (Millions)	6.675	7.075	6.435	6.70	5.90	6.394	6.600	5.900	6.318	6.500	5.900	6.560	6.900	5.900
Annual New Home Sales	1,183,000	1,283,000	1,123,556	1,225,000	950,000	1,092,333	1,170,000	950,000	1,060,000	1,160,000	950,000	1,160,778	1,295,000	950,000

Credit Union Economics Group Macroeconomic Forecast Data	2004	2005	2007											
	Year-end	Year-end	Year-end Forecast Surveyed During 1st Quarter 2006			Year-end Forecast Surveyed During 2nd Quarter 2006			Year-end Forecast Surveyed During 3rd Quarter 2006			Year-end Forecast Surveyed During 4th Quarter 2006		
	Actual	Actual	Mean	High	Low	Mean	High	Low	Mean	High	Low	Mean	High	Low
Real GDP Growth (4th quarter to 4th quarter)	3.80%	3.10%	3.00%	3.50%	2.60%	2.87%	3.20%	2.50%	2.74%	3.10%	2.40%			
Unemployment Rate (annual average)	5.50%	4.90%	4.89%	5.40%	4.50%	4.88%	5.20%	4.20%	4.92%	5.20%	4.50%			
CPI-U Index Change (4th quarter to 4th quarter)	3.40%	3.70%	2.63%	3.50%	2.10%	2.72%	3.10%	2.50%	2.71%	3.10%	2.20%			
Fed Funds Rate at Year-end	2.25%	4.25%	4.72%	5.25%	4.00%	4.84%	5.30%	4.25%	4.72%	5.00%	4.25%			
2-Yr Treasury Rate at Year-end	3.10%	4.40%	5.00%	5.60%	4.25%	5.02%	5.50%	4.50%	4.78%	5.40%	4.20%			
30-Yr Fixed Mortgage Rate at Year-end	5.70%	6.20%	6.44%	6.89%	5.75%	6.51%	7.80%	5.75%	6.35%	7.00%	5.75%			
FICUs Annual Loan Growth	10.10%	10.60%	7.68%	9.58%	7.00%	7.10%	8.50%	5.90%	6.60%	10.00%	3.00%			
FICUs Annual Share Growth	5.30%	3.80%	6.68%	9.00%	6.00%	6.37%	7.50%	5.00%	5.07%	7.00%	3.00%			
Annual Light Vehicle Sales (Millions)	16.80	16.90	16.26	17.2	15.1	16.30	17.00	15.50	16.19	16.50	15.60			
Annual Mortgage Originations (Trillions \$)	2.810	2.960	2.260	2.7	2.1	2.270	2.450	2.100	2.212	2.450	2.000			
Annual Existing Home Sales (SAAR) (Millions)	6.675	7.075	6.226	6.8	5.5	6.054	6.650	5.500	5.929	6.450	5.000			
Annual New Home Sales	1,183,000	1,283,000	1,104,778	1,500,000	900,000	1,060,333	1,200,000	900,000	1,016,000	1,190,000	900,000			

* Please note that each quarter members of CUEG forecast the year-end number for all macroeconomic indicators displayed.

 = Most current forecast

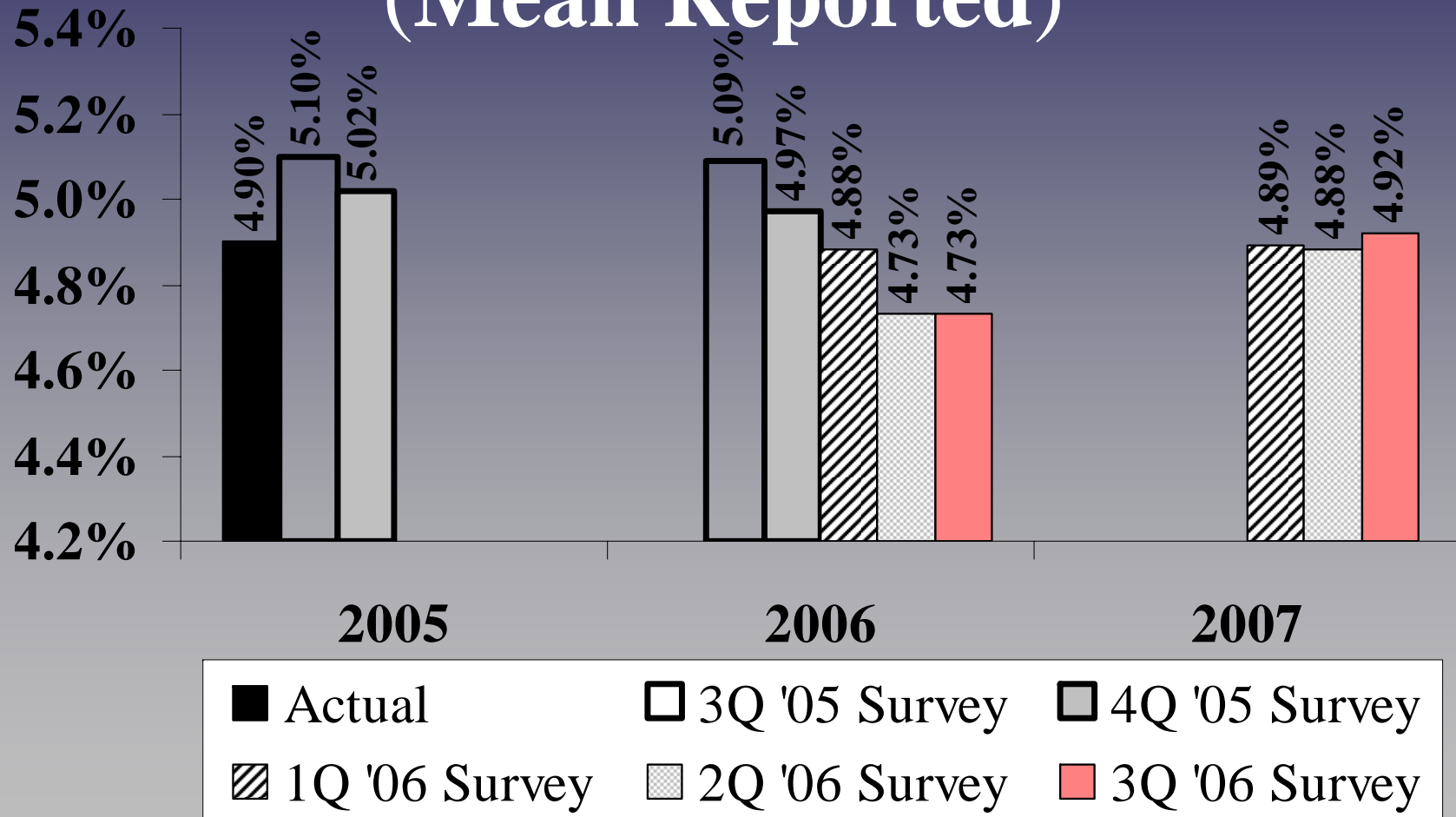
CHANGES IN CUEG* GDP FORECASTS (Mean Reported)



Source: www.cueg.org

* Credit Union Economics Group

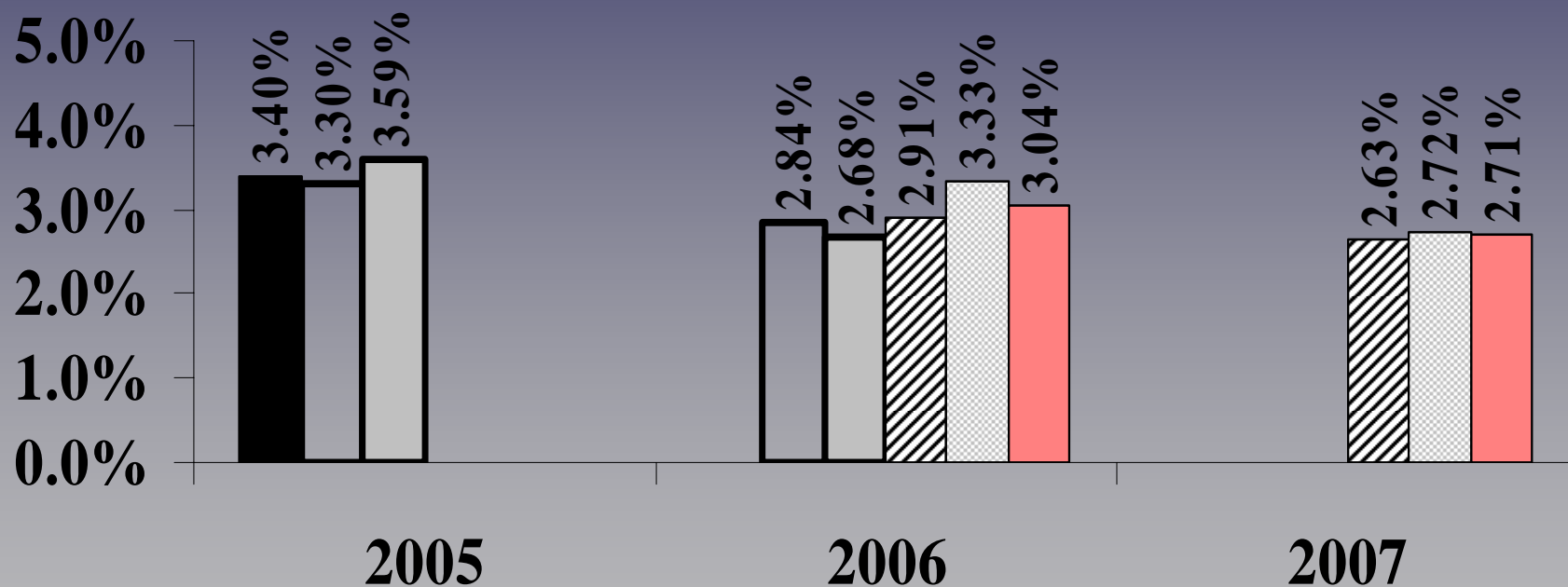
CHANGES IN CUEG* UNEMPLOYMENT FORECAST (Mean Reported)



Source: www.cueg.org

* Credit Union Economics Group

CHANGES IN CUEG* CONSUMER PRICES (CPI-U) (Mean Reported)

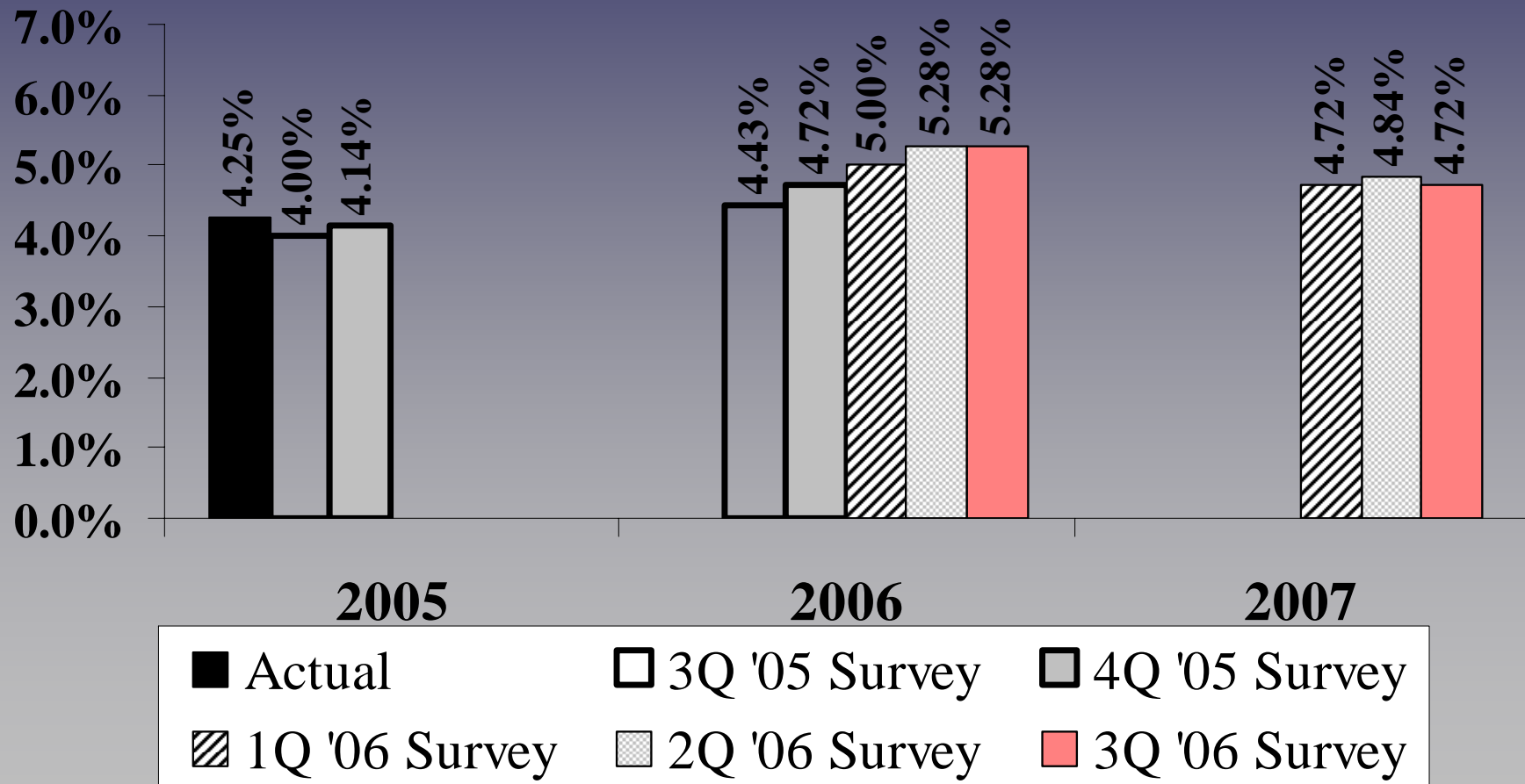


■ Actual □ 3Q '05 Survey ◻ 4Q '05 Survey
 ▨ 1Q '06 Survey ▩ 2Q '06 Survey ■ 3Q '06 Survey

Source: www.cueg.org

* Credit Union Economics Group

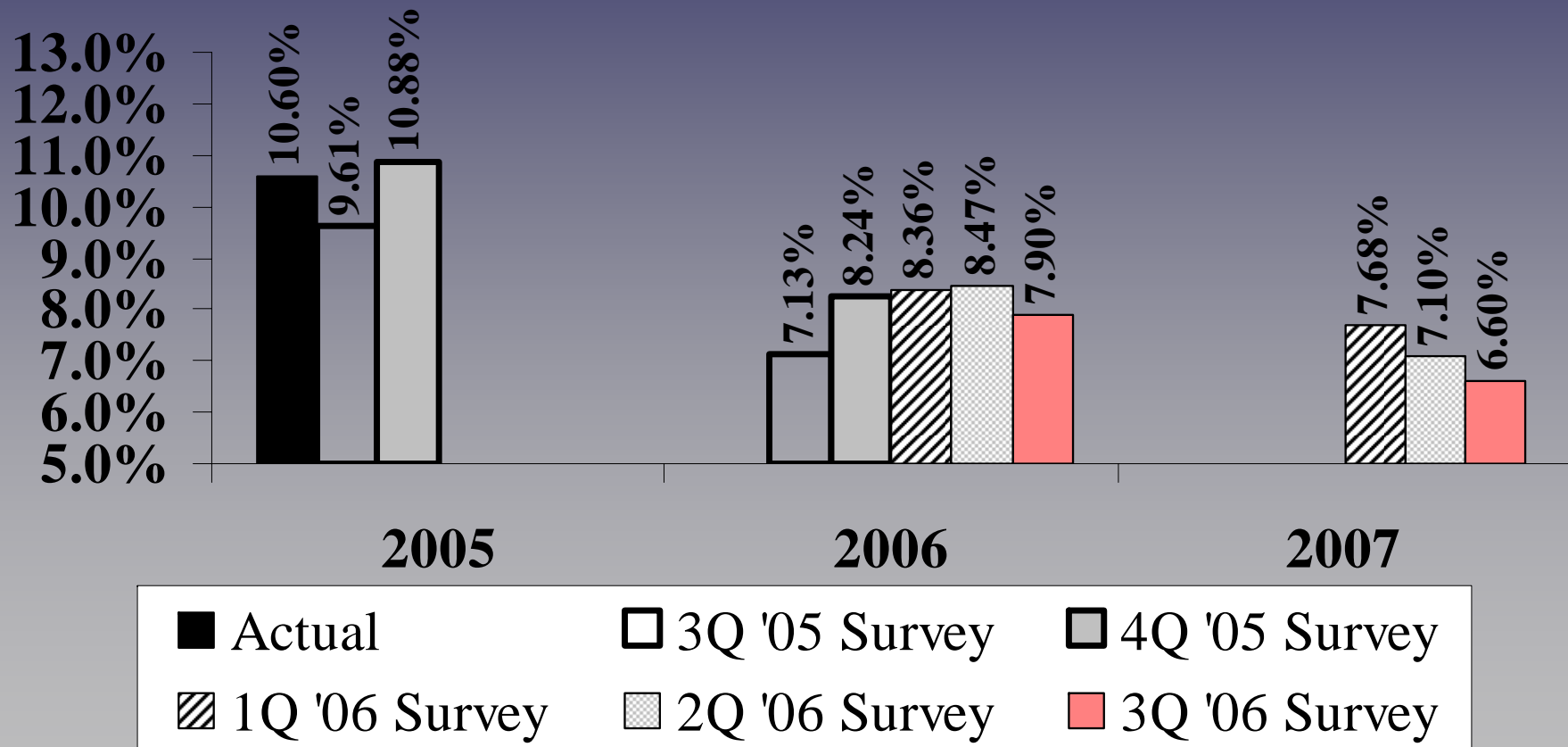
CHANGES IN CUEG* FEDERAL FUNDS RATE FORECAST (Mean Reported)



Source: www.cueg.org

* Credit Union Economics Group

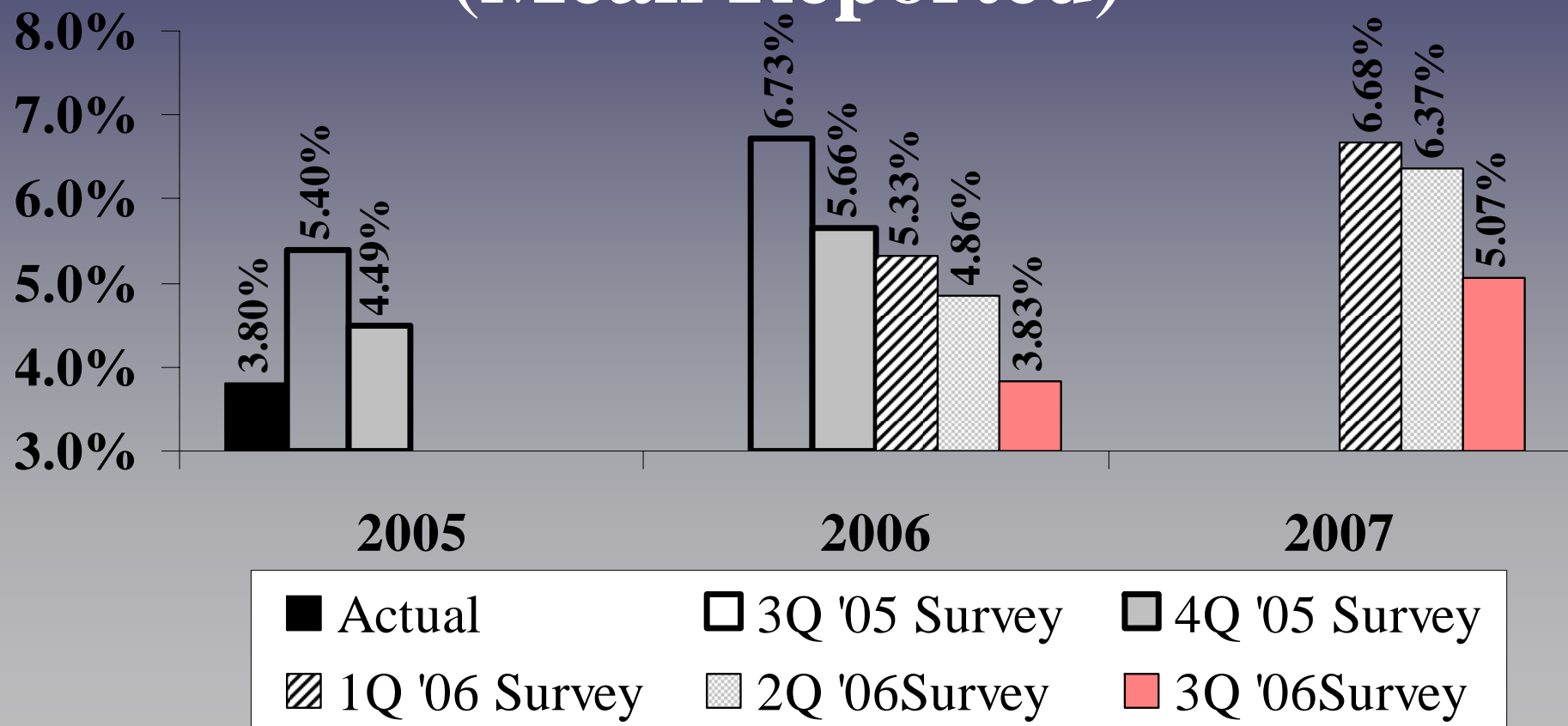
CHANGES IN CUEG* FICU's LOAN GROWTH FORECAST (Mean Reported)



Source: www.cueg.org

* Credit Union Economics Group

CHANGES IN CUEG* FICU's SHARE GROWTH FORECAST (Mean Reported)



Source: www.cueg.org

* Credit Union Economics Group